

## Eco Preparation 1200 mm Passthrough Hot Cupboard

ITEM # \_\_\_\_\_

MODEL # \_\_\_\_\_

NAME # \_\_\_\_\_

SIS # \_\_\_\_\_

AIA # \_\_\_\_\_


**132881 (MSRP1207N)**

 Hot pass-through  
Cupboard, 1200mm

### Short Form Specification

Item No. \_\_\_\_\_

Made entirely from stainless steel. Inner welded frame in stainless steel. Unique connection of panels to inner frame. Worktop in 304 AISI stainless steel (50mm high) incorporates a layer of sound deadening material and has upturned edges. Sound-deadened

### Main Features

- Digital display thermostat to control the internal temperature.
- Ideal for central positioning in the kitchen, either as island installation or back to back.
- Model specific to keep dishes warm.
- Handles in stainless steel for better hygiene and reliability.
- Sturdiness, stability and reliability of table accurately tested.

### Construction

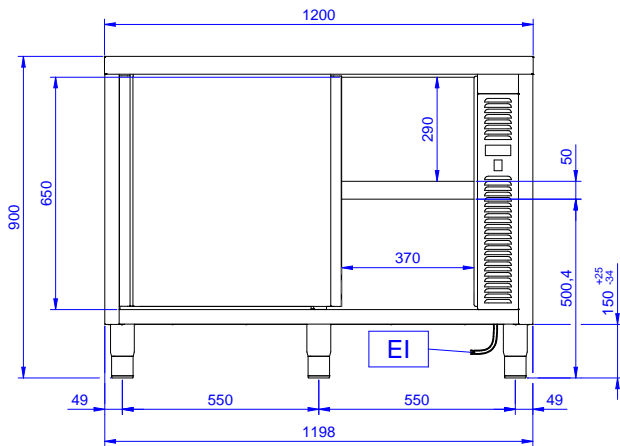
- Inner welded frame in stainless steel to guarantee superior strength and stability.
- Handles directly built into the sliding doors.
- Equipped with intermediate shelf which can be positioned at three different heights.
- Intermediate shelf in stainless steel with riveted corners and trasversal reinforcement in stainless steel.
- Sturdy sound-deadened sliding doors on tracks located flush to the front of the frame.
- Easy access to the cupboard interior on all lengths guaranteed by the use of only 2 doors.
- Constructed entirely in stainless steel to offer maximum durability.
- Constructed entirely in stainless steel to offer maximum durability.
- Base panel has 40mm high profile, is 8/10 in thickness with upturned edges and bar reinforcement. It is welded to legs for further structure reinforcement.
- 304 AISI stainless steel feet, 150 mm high and 54 mm in diameter, adjustable by -35/+25 mm.
- 50 mm worktop in 304 AISI stainless steel.

### Optional Accessories

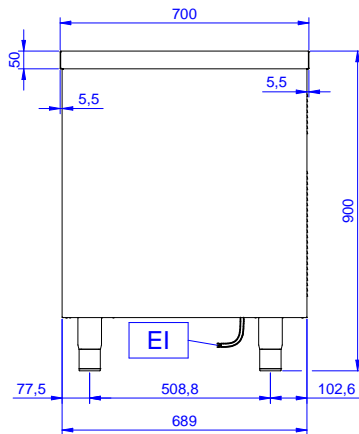
- Wheel kit for cupboards, 4 wheels (2 with brakes), D=100 mm PNC 855299

APPROVAL: \_\_\_\_\_

Front

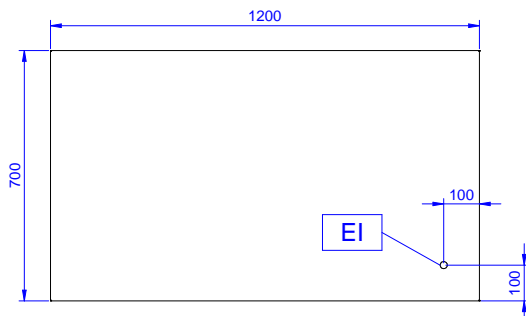


Side



EI = Electrical inlet (power)

Top



## Electric

Supply voltage:	220-240 V/1N ph/50/60 Hz
Total Watts:	2.4 kW

## Key Information:

Cabinet width:	1030 mm
Cabinet depth:	604 mm
Cabinet height:	610 mm
Cabinet temperature:	50-70 °C
External dimensions, Width:	1200 mm
External dimensions, Depth:	700 mm
External dimensions, Height:	900 mm
Worktop thickness:	50 mm
Net weight:	55 kg